



**District Report Card: 2017**


<b>State:</b> Telangana	<b>District:</b> Jagtial
<b>Class:</b> 5	<b>Subject:</b> Language
<b>Schools:</b> 59	<b>Students:</b> 848


**Participation/Coverage**


**Students**

<b>GENDER</b> 	Boys		Girls	
	Number	%	Number	%
	380	44.81	468	55.19

<b>AREA</b> 	Rural		Urban	
	Number	%	Number	%
	723	85.26	125	14.74

<b>CATEGORY</b> 	SC		ST		OBC		GEN	
	Number	%	Number	%	Number	%	Number	%
	205	24.17	64	7.55	487	57.43	92	10.85

<b>CWSN</b> 	LD	VI	HI	S&LD	ID	Oth
	2	2	0	0	1	0

<b>Management</b> 	Government		Government-aided	
	Number	%	Number	%
	848	100.00	0	0.00

**Average Performance of Students in Language (%)**

Overall	Gender		Area		Management		Social Group			
	Male	Female	Rural	Urban	Govt.	Aided	SC	ST	OBC	GEN
53.22	53.93	52.64	53.50	51.57	53.22	0.00	55.06	42.19	55.26	45.94

### Performance on Learning Outcomes (LOs)

Learning Outcomes	Description	Average Performance(%)
L504	Reads and comprehends independently storybooks, news items/ headlines, advertisements etc.	54.58
L508	Reads text with comprehension, locates details and sequence of events	52.54

Range of Performance of Students who Answered Correctly							
Below 30%		30% - 50%		50% - 75%		Above 75%	
Number	%	Number	%	Number	%	Number	%
147	17.33	246	29.01	294	34.67	161	18.99

### Lowest Performing Learning Outcomes (LOs)

- 1 - Reads text with comprehension, locates details and sequence of events (52.54)
- 2 - Reads and comprehends independently storybooks, news items/ headlines, advertisements etc. (54.58)